

HOW TO RUN

A BIKE-A-THON FUNDRAISER

FUND

Bike-a-thons encourage physical activity while allowing participants to fundraise for their school, extra-curricular, or club.

Here, we'll show you the A-Z of bike-a-thons, including planning, tracking donations, and ideas on how to organize and promote it.

Bike a-Thon

101

What is a Bike-a-Thon?

A bike-a-thon works similarly to a walk-a-thon or jog-a-thon. There is a set course and distance, and participants complete the course.

They can be a bit more work upfront to organize since bike-a-thons are typically longer distances and require permits for road use. However, bike-a-thons can bring in a lot more donations than a more relaxed walk-a-thon.

Bike-a-Thon Goals & Rules

Length

The length of the course is the biggest decision to make when planning your bike-a-thon.

Biking Route

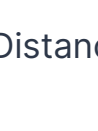
Your biking route should be fully paved, typically on a roadway or cycling path.

Biking Goal

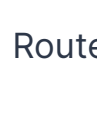
Because bike-a-thons have a set course with a pre-determined route and distance, it should be the participant's goal to complete the course.

Recommended Starting Rules

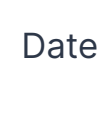
Decide the following before you start telling students about the bike-a-thon:



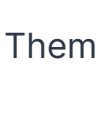
Distance




Route




Date




Theme



Hold the bike-a-thon on a weekend, either Saturday or Sunday.



Plan a route around your school or a local park. If you're using the roads, check with your city or town to see what type of permit is needed.



Because bike-a-thons work best on the weekend, tell people about the fundraiser at least 1 month in advance, so they can add it to their calendars.



Email participants a map of the route beforehand. It's not a bad idea to have a few paper copies at the event too.



Choose a distance between 1 and 10 miles.



Give participants 1-3 hours to finish, depending on the distance. You'll want to plan around lunchtime, so start the event around 9 AM or 1 PM.

What Do You Need to Run a Bike-a-Thon?


Power it With FutureFund

FutureFund's built-in pledge campaigns allow you to easily collect money and keep donations/pledges organized. Since parents cover payment processing fees, 100% of the funds raised go to your school!




FutureFund is easy to use

FutureFund makes running a bike-a-thon easy for everyone. Easier for PTAs to run, for students and parents to participate, and for donors to donate.



Accept online donations

Instead of dealing with paper pledge forms and cash and cheques, FutureFund takes the process online. Donors can donate instantly online with their credit or debit cards.



A single tool to power your entire Bike-a-thon!

FutureFund makes it easy to track how the fundraiser is going. Easily view how much money has been raised and more with detailed reporting.

Bike-a-Thon Templates & Resources

Sample bike-a-thon rules

These rules are a great starting point for organizing your bike-a-thon.

To participate in the bike-a-thon, you sign up through FutureFund by [date]. The bike-a-thon is on [date], so make sure you block it off in your calendar! And don't forget to tell your family that you're fundraising, so they can donate (ask your parents for help, so they can ask their friends and coworkers too!).

All donations will be collected through FutureFund through this link: [link].

Sample bike-a-thon event description

Unsure of where to start? Use this sample student and parent messaging to get the ball rolling!

Let's get moving! On [date], [school name] will be hosting a bike-a-thon to help fundraise for [cause]. You can help by joining our bike ride! Parents, each student will be collecting pledges online through FutureFund: [link].

Please spread the word to your family, friends, and coworkers to help make this fundraiser a success!

Set up online pledges with FutureFund

Let parents and supporters donate online with FutureFund's online pledges. Try it out for free!

Make your donation easily and instantly! Click this [link] to make your donation through secure credit or debit card payment.

If you prefer to donate by cash or check, just donate directly to the student you're supporting. Thank you for your support!

Bike-a-Thon Theme Ideas

Tour de France

Bike Decorations

Holiday

Destination

Disney Bike

Neon

