

HOW TO RUN

A BOWL-A-THON FUNDRAISER

Bowl-a-thon are fun and unique fundraisers. They're effective too, and allow participants to have some fun while raising money for their school, extra-curricular program, or club.

Here, we'll show you the A-Z of bowl-a-thon, including planning, tracking donations, and ideas on how to organize and promote it.

Bowl-a-Thon 101

What is a Bowl-a-Thon?

A bowl-a-thon is a unique fundraiser, but it follows the same basic principles as other a-thon, like read-a-thon or walk-a-thon. During a bowl-a-thon, bowling teams sign up to compete in a bowling tournament.

Bowl-a-Thon Goals & Rules

Length of Time

There are 2 parts to a bowl-a-thon:

- The lead-up should be at least 2 to 4 weeks to allow teams to register and begin fundraising.
- The bowl-a-thon itself is typically a 1-day event, with all the teams meeting on a Saturday or Sunday to play each other.

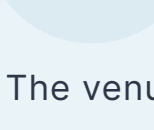
The exact length will depend on the number of teams, but plan for each game to take around 1 hour to complete.

Bowling Goal

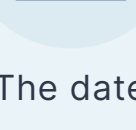
Because a bowl-a-thon is essentially a bowling tournament, it should be every team's goal to win! However, you should also set a fundraising goal to work towards as well.

Recommended Starting Rules

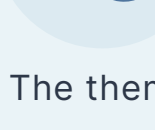
Before you start telling families about the bowl-a-thon, you should decide the following:




The venue



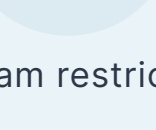
The date




The theme



The fundraising goal



The team restrictions



Start telling families about the bowl-a-thon at least 2 to 4 weeks before the event.



Participants should be signed up in your fundraising system and gathering donations for at least 2 weeks before the bowl-a-thon.



On the day of the bowl-a-thon, be sure to re-explain the rules and encourage participants to continue fundraising.



At the end of the fundraiser, give an update on the fundraising goal and thank all of the participants.

What Do You Need to Run a Bowl-a-Thon?

Power it With FutureFund

FutureFund's built-in pledge campaigns allow you to easily collect money and keep donations/pledges organized. Since parents cover payment processing fees, 100% of the funds raised go to your school!



FutureFund is easy to use

FutureFund makes running a bowl-a-thon easy for everyone. Easier for PTAs to run, for students and parents to participate, and for donors to donate.



Accept online donations

Instead of dealing with paper pledge forms and cash and cheques, FutureFund takes the process online. Donors can donate instantly online with their credit or debit cards.



A single tool to power your entire Bowl-a-thon!

FutureFund makes it easy to track how the fundraiser is going. Easily view how much money has been raised and more with detailed reporting.

Bowl-a-Thon Templates & Resources

Sample bowl-a-thon rules

These rules are a great starting point for organizing your bowl-a-thon.

—

To participate in the bowl-a-thon, you must register your team by [date]. Then, the bowl-a-thon is on [date], which means you should start fundraising right away! Make sure to tell your friends, family, and coworkers that you're fundraising, so they can donate.

All donations will be collected through FutureFund through this link: [link].

Sample bowl-a-thon event description

Unsure of where to start? Use this sample student and parent messaging to get the ball rolling!

—

Strike! On [date], [school name] will be hosting a bowl-a-thon to help fundraise for [cause]. You can help by registering a bowling team and participating!

Each team will be collecting pledges online through FutureFund: [link], so even if you can't participate, you can still donate!

Set up online pledges with FutureFund

Let parents and supporters donate online with FutureFund's online pledges. Try it out for free!

—

Make your donation easily and instantly! Click this [link] to make your donation through secure credit or debit card payment.

If you prefer to donate by cash or check, just donate directly to the student you're supporting. Thank you for your support!

Bowl-a-Thon Theme Ideas



Retro



Disco



Future



Holiday



Disney



Neon

